

Roads are for Sharing

The Motorist



Canadian Cycling Association
Association Cycliste Canadienne




Produced with the Assistance
of Fitness Canada



Government of Canada
Fitness and Amateur Sport

The bicycle played an indispensable role in the development and use of automobiles.




1908
First production Ford

Roads

In the mid & early 1800's the government was busy spending money on railroads. Roads were in poor condition despite complaints of those living in rural areas. The bicycle arrived in the late 1800's. Early cyclists came from the upper classes and were able to influence governments to improve the roads. Bicycle associations sprang up everywhere and as a result of their efforts roads were better graded and later better surfaced. Thus the bicycle "paved" the way for cars.

Manufacturing

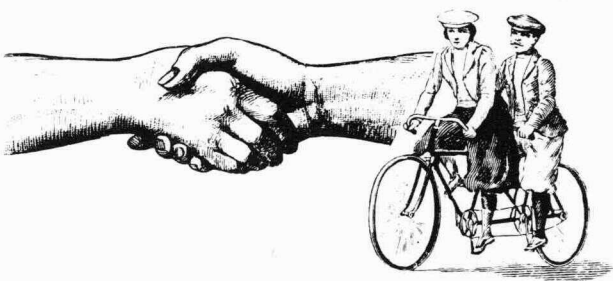
The production of bicycles resulted in the first significant use of standardized, interchangeable parts. New manufacturing mass production techniques developed as a result. Spoked wheels, ball bearings, drive chains, differentials, lights, etc., first developed for bicycles and tricycles, are among those parts which later found their place in the automobile. As a result of the early development, the bicycle made car production possible and ownership affordable.



1862:
First production Michaud:
Paris

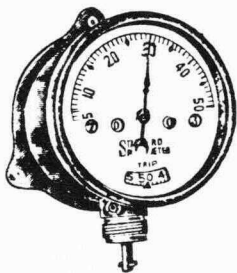
Sharing the road

After years of declining use, we are now experiencing a fantastic upswing and in 1981, the Canada Fitness Survey indicated that 7.8 million Canadians were cycling in Canada. This amount represents 38% of the total population. So, next time you drive by a cyclist, remember that the bicycle has returned to share the road and that pioneer cyclists made it all possible.



The bicycle is a vehicle

Under all provincial Highway Traffic Acts the bicycle is recognized as a vehicle and thus cyclists have the same rights and responsibilities as other vehicle operators. *Good* cyclists know this, act accordingly, and expect to fully integrate with traffic.



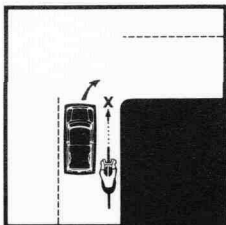
Cyclists may not be as slow as you think!

Many cyclists move along at 30 km/hr or more. Please take this into account, especially when turning in front of a cyclist.

PAY PARTICULAR ATTENTION WHEN:

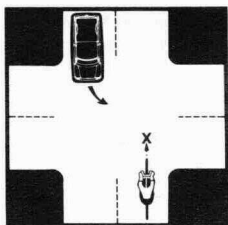
Making a right turn

After passing a cyclist, be aware that the cyclist may have caught up and may be proceeding straight through. Be sure to check the right blind spot before starting your turn.



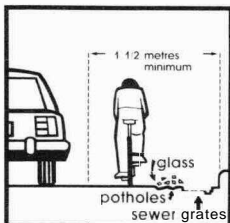
Making a left turn

You've trained yourself for years to watch for other motorists; sharpen your skills now to look for cyclists. Be particularly alert for cyclists who are momentarily concealed by other traffic.




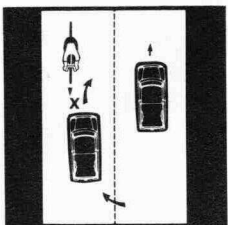
Passing a cyclist


The cyclist needs a certain amount of room to control the bicycle and avoid road hazards. Give the cyclist sufficient room when you pass, and make sure you are well ahead before you pull back in. If there's any doubt, a gentle polite "toot" is all that's needed.



Passing another car

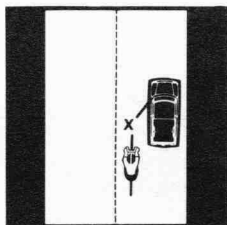

When a cyclist is in your lane or comes towards you in the opposite lane, time your pass so that all three vehicles will not meet at the same time.





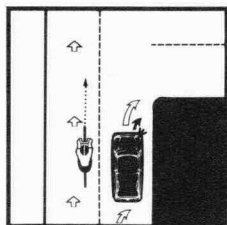
On hills and through blind corners

Slow down. There could be cyclists just outside your view or other slow moving traffic all using the same lane. It is legally theirs; be prepared to give the right-of-way.



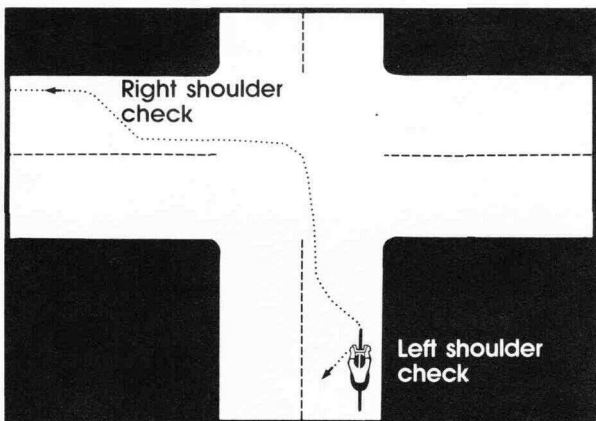
Opening your doors

Before opening your door in traffic, look for cyclists, pedestrians and other vehicles. Failure to do so may be an offense under the Highway Traffic Act.

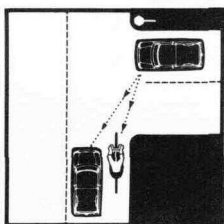


Lane positioning

a Expect the cyclist to keep out of right-turn-only lanes when going straight through.

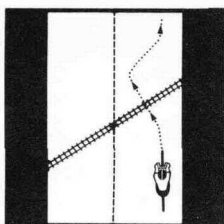


b Expect cyclists to turn left just as a motor vehicle, by signaling and moving left before the intersection.



Through streets

When stopped at a through street, motorists should look for cyclists and for pedestrians.



Railways/trolley crossing

Cyclists need additional room when crossing diagonal railway or trolley tracks.

Cyclists are on the road every month of the year. We all know that cycling is an enjoyable activity. Please note that the risk factor for both cyclist and motorist is equivalent. Therefore, be aware, cyclists will be looking for you. Remember to look for them —

Share the road

The Canadian Cycling Association publishes other than this brochure, documents that you can order by writing and sending, cheque, money order or cash to:
 The Canadian Cycling Association,
 333 River Road,
 Vanier, Ontario,
 K1L 8H9

These publications are:	BULK	MEMBER	NON-MEMBER
GREAT CANADIAN BICYCLE TRAILS:			
East - Montreal to St. John's		\$4.45	\$4.95
Central - Winnipeg to Montreal		\$4.45	\$4.95
West - Victoria to Winnipeg		\$4.45	\$4.95
Set of three (East/West/Central)	\$13.95	\$13.00	\$13.95
CYCLING COACHING HANDBOOK LEVEL I (Coach I)			
	\$2.00	\$2.50	\$3.00
CYCLING COACHING HANDBOOK LEVEL II			
	\$2.00	\$2.50	\$3.00
TOUR LEADERSHIP MANUAL	\$2.00	\$2.50	\$3.00
BASIC GUIDE TO CYCLING	\$2.50	\$3.50	\$4.00
CYCLE CANADA À VÉLO (bilingual)			
	\$2.25	\$3.00	\$3.50
THE CYCLISTS TOURING HANDBOOK			
	\$1.50	\$2.00	\$2.50
NATIONAL CHAMPIONSHIPS ORGANIZATION WORKING MANUAL			
	\$2.50	\$3.00	\$3.00
RACING RULES	\$1.50	\$2.50	\$2.50


Published by the Canadian Cycling Association in co-operation with the Canada Safety Council



© Canadian Cycling Association

All rights Reserved. No part of this publication may be reproduced, stored in a retrieval system, or transmitted in any form or by any means, electronic, mechanical, or photocopying, recording or otherwise without prior permission of the copyright owner.

For further information about clubs, etc. contact your provincial association.



For cycling information in this area, contact:

